



# MY RAINBOW FISH


Make me colourful by using the given colour code for different shapes.



red




blue



green



orange



Count the different shapes given in the fish and accordingly colour the boxes given below.


D.A.V. PUBLIC SCHOOL, SECTOR-14/10A, GURUGRAM

CLASS: U.K.G

WORKSHEET: MISSING NUMBERS

Write the missing number

The worksheet contains five vertical columns of caterpillars. Each caterpillar has a head with two eyes and a smile, and a body with ten segments. The numbers 1 through 10 are placed in the segments, with some segments being empty for the student to fill in.

Caterpillar	Segment 1	Segment 2	Segment 3	Segment 4	Segment 5	Segment 6	Segment 7	Segment 8	Segment 9	Segment 10
1	1		3		5		7		9	10
2	1		3	4		6				10
3	1	2			5		7		9	
4	1			4	5	6				
5		2		4		6	7		9	10

**LEARNING COURTESIES AT HOME**

Colour the pictures

Theme: **Myself**

Class: U.K.G



Say **Sorry** when you make a mistake




**Share** and **Take Turn**



Remember to say **Please** when you are asking for something



When you are given something, say **Thank You**



**D.A.V. PUBLIC SCHOOL, SECTOR-14/10A, GURUGRAM**

**CLASS: U.K.G**

**THEME: MY SURROUNDINGS**

# **PUT WASTE IN THE RIGHT BIN**

Paste pictures of the waste in the correct bin.



**D.A.V. PUBLIC SCHOOL, SECTOR-14/10A, GURUGRAM**

**CLASS: U.K.G**

**WORKSHEET: FINGER PRINTING AND COLOURING**

Do finger printing in the Hut and colour rest of the picture with crayons.

