
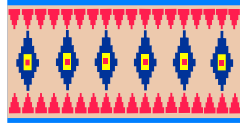
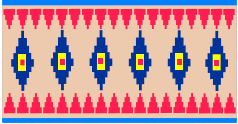



HANS RAJ MODEL SCHOOL
Class 1
MATHS WORKSHEET

Q1. Encircle the ones having same length:



Q2. Colour the bigger one:





Q3. Tick the tallest:



Q4. Encircle the heavier one:




Q5. Tick the Longer one:



Q6. Tick the Shortest one:

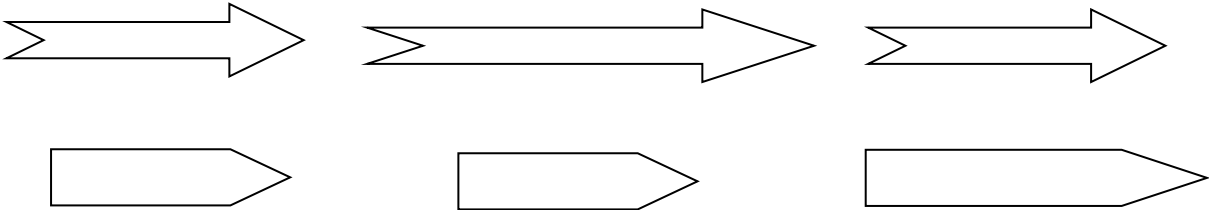


Q7. Encircle the one with same capacity.

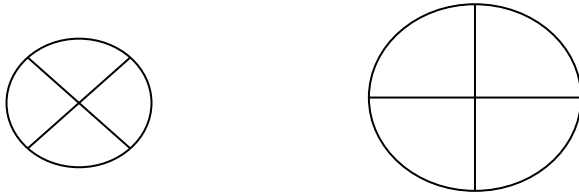


HANS RAJ MODEL SCHOOL
Class 1
MATHS WORKSHEET

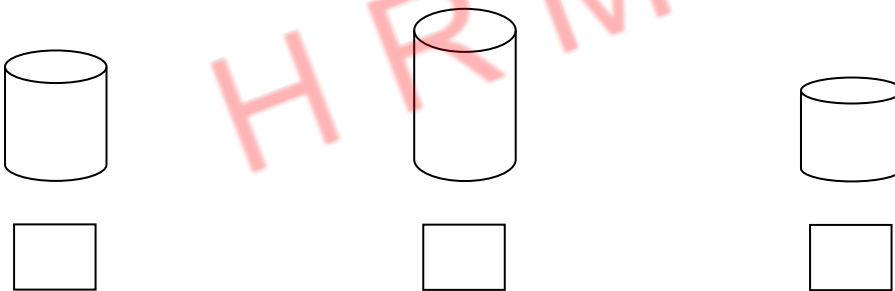
Q 1. Encircle the ones having same length:



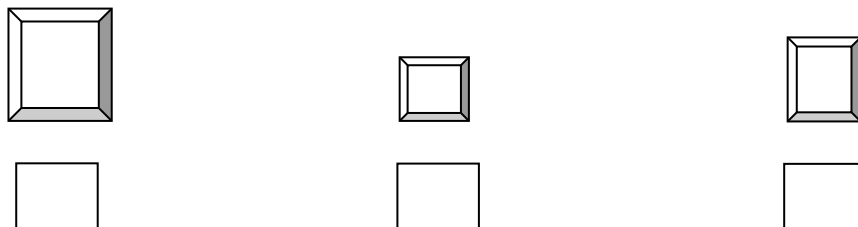
Q 2. Colour the bigger one:



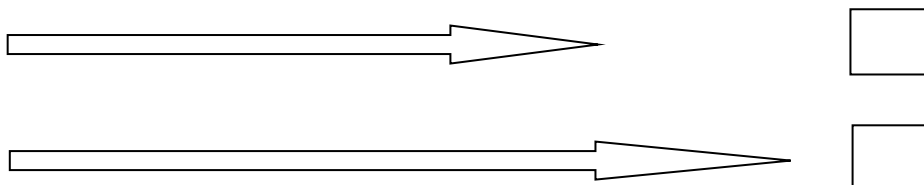
Q 3. Tick the biggest picture:



Q 4. Tick the smallest picture:




Q 5. Tick the Longer one:



Q 6. Tick the Shorter one:




Q 7. Tick the Tallest one:



Q 8. Tick the Shortest one:



Q 9. Circle the Thicker one:



Q 10. Tick the one with more quantity: