
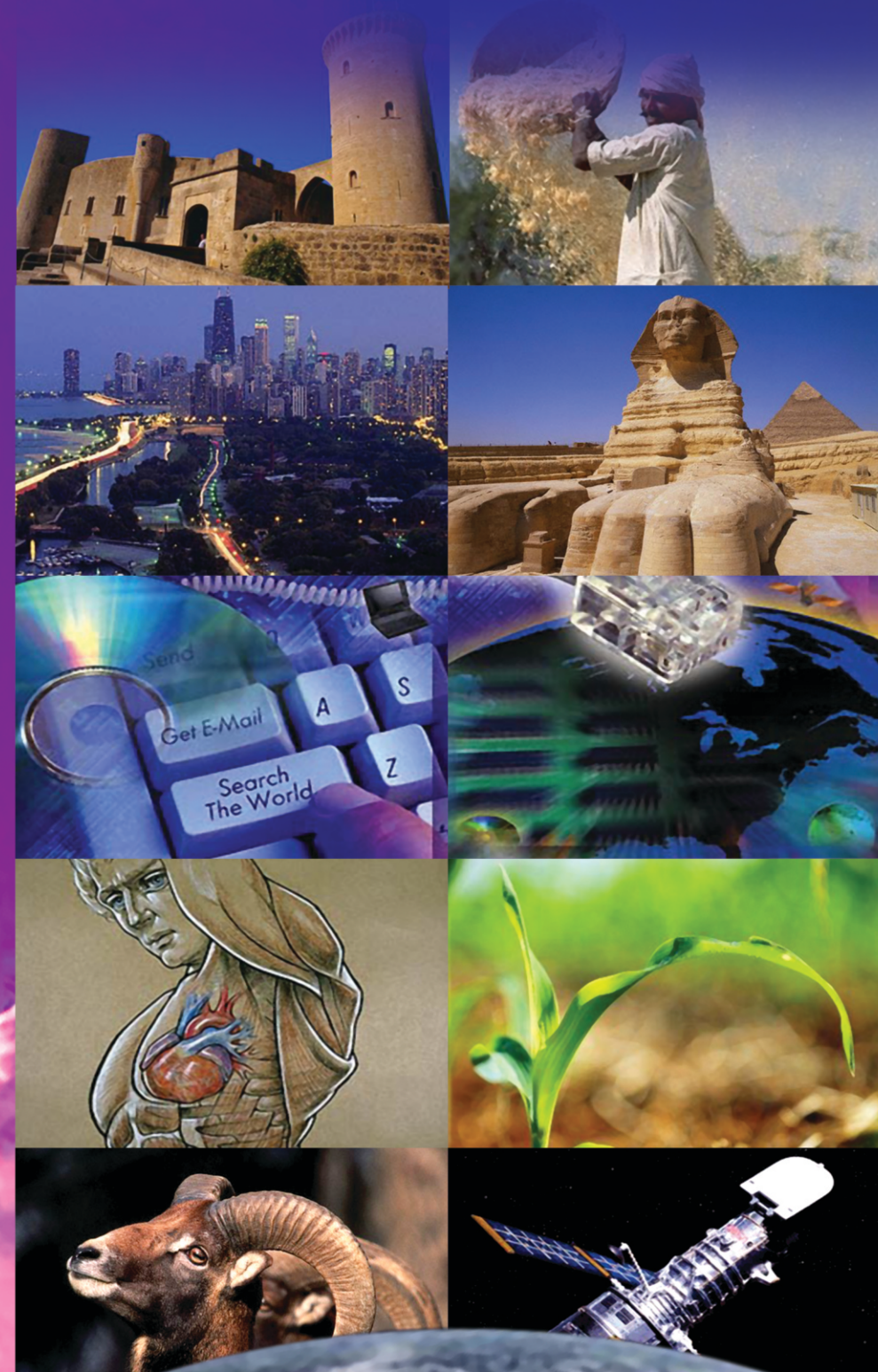



MY LIVING WORLD




D.A.V. Publication Division
D.A.V. College Managing Committee
Chitragupta Road, New Delhi-110055





MY LIVING WORLD

(Class-II)



D.A.V. Publication Division
D.A.V. College Managing Committee
Chitragupta Road, Delhi- 110055

Concept
Dr Nisha Peshin

Contributors
Kavita Chadha
Varsha Gautam

Published by:

D.A.V. Publication Division
D.A.V. College Managing Committee
Chitragupta Road, New Delhi-110055
Phone: 011-23503500
e-mail: dav.publication@davcmc.net.in

Revised Edition: January, 2007

Reprint: January, 2023

IMPORTANT NOTE

This book is published only for distribution in Schools managed and controlled by D.A.V. College Managing Committee, New Delhi.

ALL RIGHTS RESERVED

- No part of this publication may be reproduced, stored in a retrieval system or transmitted, in any form or by any means, electronic, mechanical, photocopying, recording or otherwise without the prior permission of the publisher.
- This book is sold subject to the condition that it shall not, be sold in any form of binding or cover other than that in which it is published.
- The correct price of this publication is the price printed on this page. Any price indicated by a rubber stamp or by a sticker or by any other means is incorrect and should be unacceptable.


Illustrated by:

Gurinder Pal Singh Mankoo
Varinder Kaur Kalsi

Printed at:

Laxmi Print India, 556, GT Road Shahdra, Delhi-32

Price: ₹ 80.00



The Multimedia Content, titled 'e.wiz kid', to reinforce all the Curriculum Areas is available in the Resource Centre section of the website www.davcae.net.in. It can be downloaded free using the School's username and password.

FOREWORD

D.A.V. College Managing Committee has been doing yeoman's work in the field of education for more than a century now. It has had the privilege of contributing positively to the field of education in big cities as well as in the remotest areas of India. In fact, it has become a movement with an objective of carrying the lamp of education to the doorstep of the people living in various corners of the country. If the spirit of education has been one of its objectives, the raising of quality and standard of education has become the most important purpose of this movement. We aim at the overall development of the personality of the child wherever he/she is and in whatever situations he/she grows.

With this aim in view, the D.A.V. Centre for Academic Excellence, a wing of the D.A.V. College Managing Committee, has been bringing out innovations in the curriculum of its Classes-LKG to VIII in a phased manner since 1992-93. Accordingly, the books were designed in a manner as to make them lively, interesting and user-friendly. Text books for Classes-LKG to VIII, based on the curriculum for these age groups have been designed inhouse. These have been received well and appreciated by both the teachers and the students. The text of these books has been prepared by the expert groups comprising of practising teachers from schools and the subject experts from various educational bodies of repute.

This book, titled *My Living World* is a part of the series of EVS text books for Classes-I to V. The text of this book is within the framework of the curriculum. The book is activity-oriented where efforts have been made to incite the child for thinking and inquiry. It contains information for improving the knowledge of the child and providing the child with an opportunity to apply that knowledge.

I am confident that this book will be liked by our children, teachers and parents.

Punam Suri
President

D.A.V. College Managing Committee



PREFACE

For more than a decade now, the D.A.V. College Managing Committee (DAVCMC) has been publishing text books for its public schools. The needs of children in different age groups were assessed and programmes designed accordingly. Instructional material in the form of curriculum guidelines, teacher's manuals and text books were developed for Classes-LKG to VIII in a phased manner.

The D.A.V. Centre for Academic Excellence has developed a set of text books for Class-II. These books are completely based on the curriculum designed by D.A.V. Centre for Academic Excellence. Every year, the D.A.V. Centre for Academic Excellence reviews these books based on the feedback obtained from the schools. These efforts have made the books child-friendly and brought uniformity in the educational standards in all D.A.V. schools.

The Publication Division of DAVCMC has endeavoured to present the text of this book in an interesting manner with colourful illustrations and layout. We hope it will be received well by both the teachers and the students.

I am thankful to all those people who, at various stages of the development, made a significant contribution in one form or the other which made it possible to complete the book in time.

I shall certainly welcome feedback and suggestions for improvement of the book.

Director, Publication



LETTER TO THE TEACHERS

Dear Teacher,


My Living World is a text-cum-work book designed to meet the specific needs of the children studying in Class-II. The child at this stage observes and interacts with the environment in its totality and as such integrated approach has been followed while preparing this book so as to provide the child an opportunity to—

1. stimulate his/her power of observation,
2. enhance his/her ability to think,
3. help him/her to solve problems throughout various situations based on simple scientific concepts, and
4. to reinforce various facts the fun way.

The aim of this book is to encourage the child for self-study and introduce him/her to such activities which can help in his/her intellectual development. The book is divided into various units and each unit is dealing with different aspects of the environment in which the child lives and grows. The contents of the book have been so chosen as to provide the child a full opportunity to know his/her close environment. The language used has been appropriately controlled in order to make it easily comprehensible for the child of this age group. The book has been suitably illustrated making it more interesting for them.

I am sure that the children and teachers will find this book quite interesting useful and interactive in nature.


I would welcome suggestions for its improvement from my fellow teachers and the parents.




Dr Nisha Peshin
Director (Academics)

CONTENTS

S. No.		Page No.
1.	More about me	1
2.	More on personal cleanliness and good habits	15
3.	Our food	22
4.	Our clothes	30
5.	A house to live in	36
6.	Neighbourhood	44
7.	Plants around us	54
8.	Animal world	62
9.	Living things/Non-living things	73
10.	Water	79
11.	Weather and seasons	84
12.	Means of transport	89
13.	Traffic rules	95
14.	Important days	99
15.	Great men of Arya Samaj	103



This is how I look now.



Stick your
picture here.



This is me.

About Myself

My name is

I am a (boy/girl)

I am years old.

I am in Class-.....

I study in school.

My address is

.....

My number is



I am grown up now.



I can do so many things on my own.

Write Yes or No.

I can -

1. brush my teeth.
2. drive a car.
3. ride a cycle.
4. cook food.
5. read a story book.




Write two more things that you can do yourself.

1.
2.

For the teacher – Encourage the children to do things like arranging the bag, keeping things at their places etc.

I have my own likes and dislikes.



My favourite –

- food is
- colour is
- book is
- toy is
- flower is
- game is




We all look different.

We all have the same body parts and yet we are different from one another. This is because of the difference in shape, size or colour of our body parts.

Some of us are short while some are tall.

Now look at the given picture and write down the name of the child who is –



Tallest

Shortest

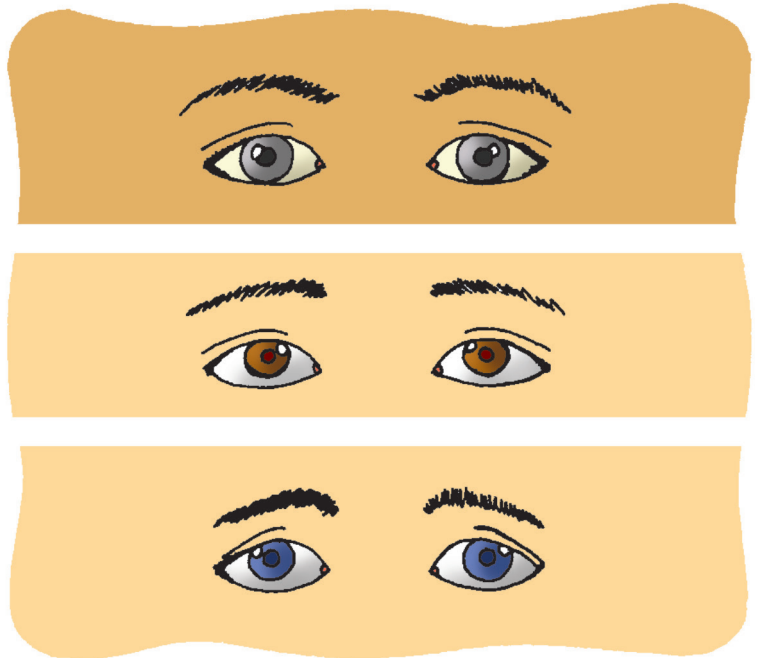
We all have two legs and two feet but they are different in size.
Look at the picture given below.



Q. Do they have same size of feet?

A.


We all have two eyes but they are different in colour. Most of us have black eyes but some have brown, green or blue eyes.



Look yourself into the mirror. Check the colour of your eyes and fill it in the given picture.



Most of the people have black hair but some have brown or white hair. **This is Rahul's Family. Look at the colour of hair of each member in Rahul's family. Does it look same?**



Write down the colour of the hair of all the members of YOUR FAMILY.



Family member

Colour of Hair

- Grandfather
- Grandmother
- Father
- Mother
- Brother
- Sister
- Yourself

Activity – Compare yourself with your friend and complete the following table:



Characteristics

- Name
- Age
- Boy/Girl
- No. of teeth
- Colour of hair
- Colour of eyes
- Shoe size
- Height
- Weight

Myself

-
-
-
-
-
-
-
-
-

My Friend

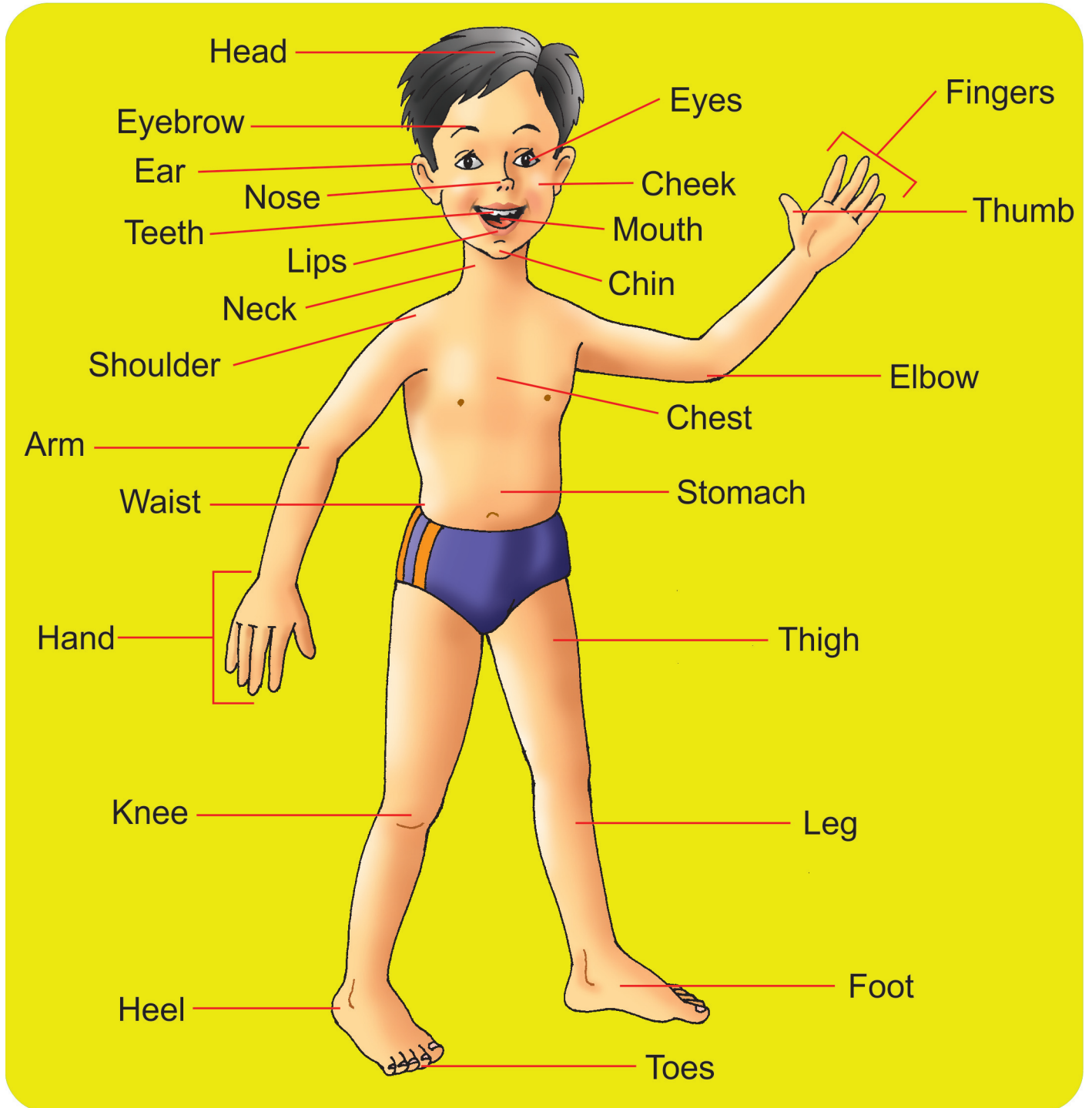
-
-
-
-
-
-
-
-
-



For the teacher – Make the students sit in pairs. Let them compare different characteristics given in the table and record the same in the given space.

Thus, these are the features that make us look different from each other. Let us study about the different parts of our body.

See the picture given below and identify different body parts.



Something to do


Two

A. Count and write the number of these body parts.

- Eyes two
- Nose
- Ears
- Hands
- Fingers on each hand
- Legs
- Toes on each foot

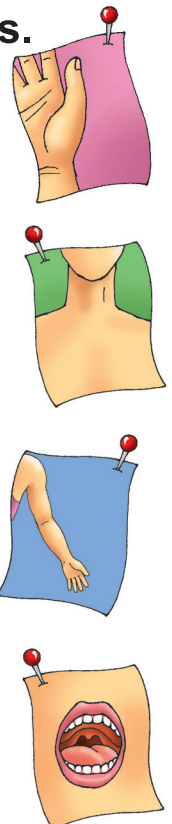


B. Name the body part which rhymes with the given words.




1. SOUTH —
2. BAND —
3. ROSE —
4. REST —
5. CHECK —
6. DUMB —
7. PIN —
8. WARM —

- M__UT__
- __ __ND
- __O__E
- C__E__T
- N__C__
- T__U__B
- C__I__
- __RM



C. Find out ten body parts from the word grid. Also write them down in the given space. First one is done for you.



Tongue

.....
.....
.....
.....
.....

SEE HOW MY BODY WORKS

Different body parts namely hands, fingers, legs, feet and arms help us to do different things.

Reena is very smart. See what all she does with her hands and fingers.



Reena eats with her hands and fingers.



Reena holds things with her hands and fingers.



Reena catches a ball with her hands and fingers.



Reena writes with her hands and fingers.



Meet Reena's friend Rahul. Rahul is also very active and smart. See what he does with his legs and feet.



Rahul walks with his legs and feet.



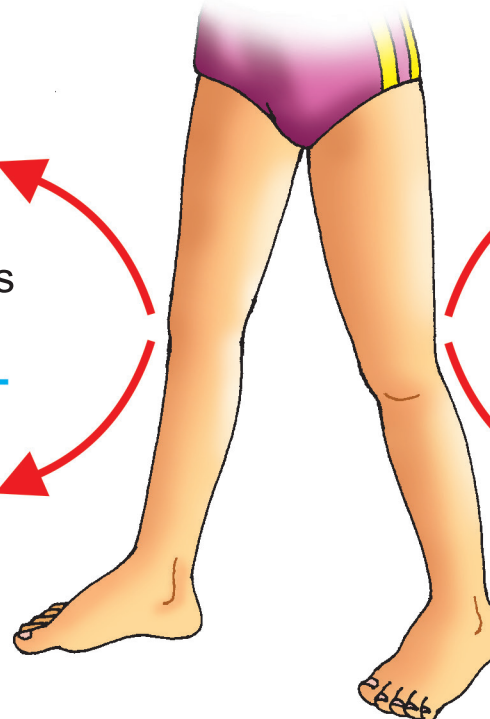
Rahul runs with his legs and feet.



Rahul jumps with his legs and feet.



Rahul kicks a ball with his legs and feet.



So, this is how our arms, hands, fingers, legs and feet help us to do different things.



Something to do

A. See the pictures given below and write which part of our body help us to do the following activities –



.....



.....



.....



.....




.....



.....

B. Join the dots to make the picture. Colour the picture with the help of your little hands and fingers.



C. Encircle the odd one out.

Hand, Arm, Elbow, Fingers, Bangle

Thigh, Shoe, Knee, Foot, Toe

Eyes, Nose, Mouth, Food, Ears


Chest, Stomach, Belt, Neck, Waist



MORE ON PERSONAL CLEANLINESS AND GOOD HABITS



Last year, we learnt how to keep our body clean. Let us know more about cleanliness and good habits.



To be healthy, it is very important to keep our body clean. See what all we do during the day.



We brush our teeth twice a day.

We wash our mouth after every meal.

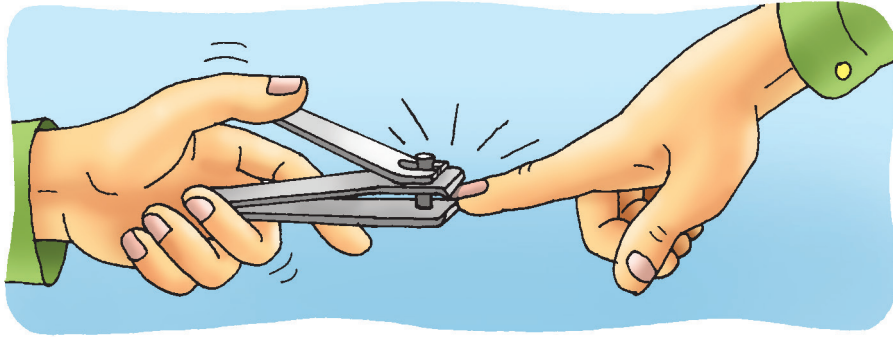


We take a bath daily.
We clean our eyes, ears and nose.



We wear clean and ironed clothes.
We comb our hair neatly.
We oil our hair regularly.

We cut our nails regularly.



If we do not take care of our personal cleanliness, we will be unhealthy and sick.

Look at Manu. He is sick and unhealthy.



Manu does not brush his teeth.

Brushing help us to fight tooth decay.



Manu does not take a bath everyday.

If we do not take a bath regularly, we smell.



Manu does not comb his hair.


If we do not comb our hair, it itches.



Manu does not cut his nails.

Germs live and grow in his nails.

Now see the pictures given below and tick (✓) the child you would like to be friends with.



GOOD HABITS

Along with cleanliness, we should also follow some good habits. These habits help to keep us fit and healthy.



Avoid talking or laughing while eating.



Putting pins or sharp objects into eyes or ears may hurt us.



Sharing of handkerchief and towel may cause infection.



Use a hanky while coughing or sneezing.




Biting nails can make us fall ill.

For the teacher – Discuss some more good habits with the students.

Something to do

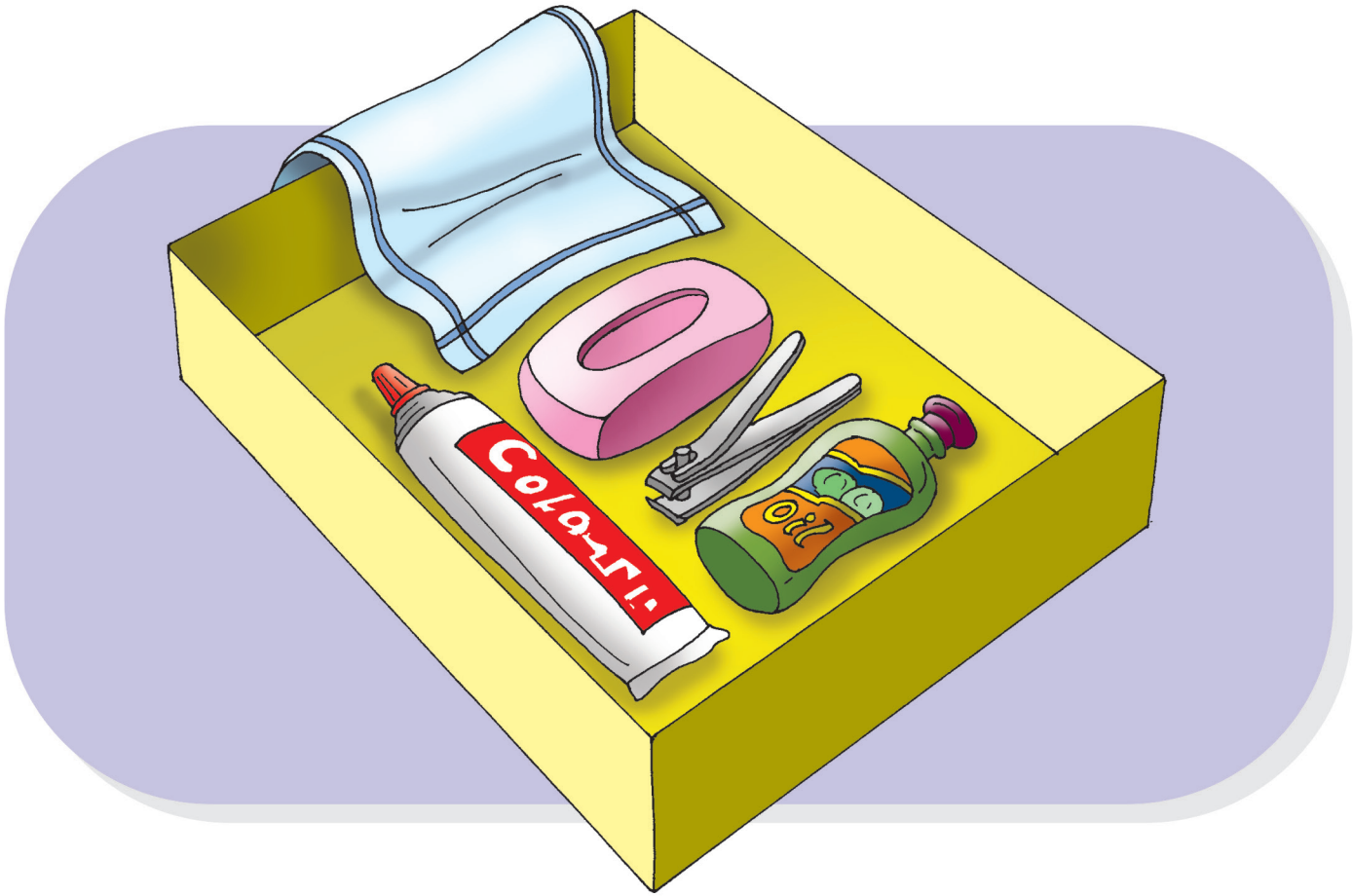
A. Here are the things which help to keep us clean. Find out the brand names of the following items which you use at home.

Product	Brand Name
1. Toothpaste
2. Bath soap
3. Hair oil
4. Shampoo
5. Toothbrush

A cartoon illustration of a young boy with brown hair, wearing a red towel, standing in a shower. He is holding a blue toothbrush in his right hand and a pink and blue bottle of shampoo in his left hand. Water is spraying from the showerhead, and he has water droplets on his face and body. He is standing on a blue and white striped mat.

B. Find out different objects in the box given below and write their names against the correct statement.

- 1. I make your teeth shining bright.
- 2. You use me while taking bath.
- 3. I trim your nails.
- 4. I make your hair healthy and not let them be rough.
- 5. I help when you cough or sneeze.



C. Write 'Good' or 'Bad' against the following statements:



1. I brush my teeth twice daily.

2. I clean my nose with my sleeves.

3. I wash my hands before and after a meal.

4. I spit on the floor.

5. I do not share my towel or hanky.

6. I bite my nails.



D. **Activity** – Collect the wrappers and advertisements of toothpaste, toothbrush, dettol, hair oil, shampoo etc. Make a collage and display it on your class display board.