

# English Practice Book

(Class-I)



D.A.V. Publication Division  
D.A.V. College Managing Committee  
Chitragupta Road, New Delhi-110055

**Concept**  
Dr Nisha Peshin

**Contributors**  
Daisy Goel  
Premlata Goyal

**Published by:**  
D.A.V. Publication Division  
D.A.V. College Managing Committee  
Chitragupta Road,  
New Delhi-110055  
Phone: 011-23503500  
E-mail: dav.publication@davcmc.net.in

**Revised Edition:** January, 2007  
**Reprint:** January, 2023

**IMPORTANT NOTE**

This book is published only for distribution in Schools managed and controlled by D.A.V. College Managing Committee, New Delhi.

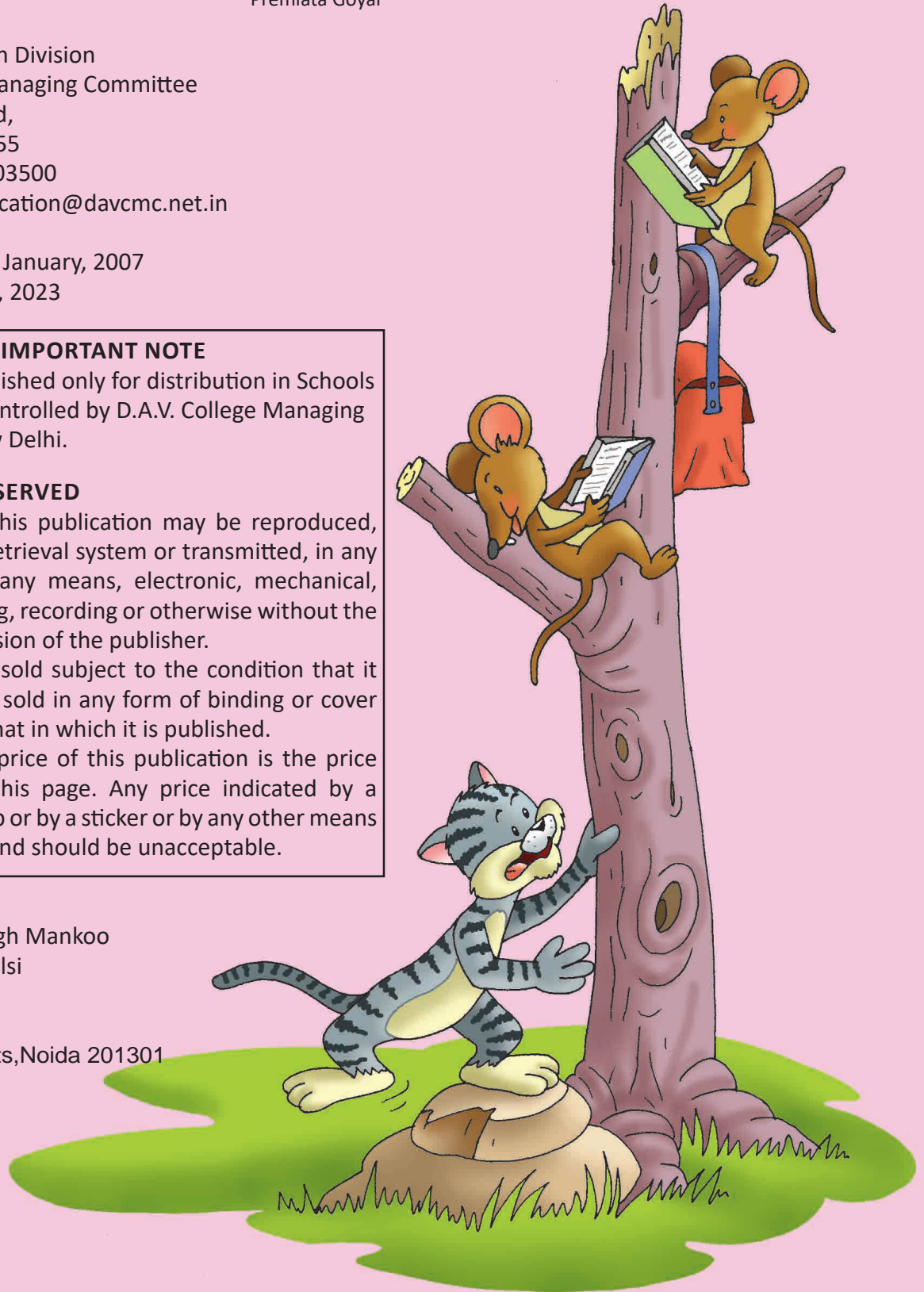
**ALL RIGHTS RESERVED**

- No part of this publication may be reproduced, stored in a retrieval system or transmitted, in any form or by any means, electronic, mechanical, photocopying, recording or otherwise without the prior permission of the publisher.
- This book is sold subject to the condition that it shall not, be sold in any form of binding or cover other than that in which it is published.
- The correct price of this publication is the price printed on this page. Any price indicated by a rubber stamp or by a sticker or by any other means is incorrect and should be unacceptable.

**Illustrated by:**  
Gurinder Pal Singh Mankoo  
Varinder Kaur Kalsi

**Printed at:**  
New Graphic Arts, Noida 201301

**Price:** ₹ 62.00



**Dear Teacher,**

D.A.V. Centre for Academic Excellence, a wing of the D.A.V. College Managing Committee has already designed the course material for Classes-LKG to VIII.


This book, titled *English Practice Book*, (Class-I) has been designed, keeping in view, the ability of the children at this age. Proper linkages have been developed with its Main Course Book titled *My English Reader*, (Class-I). This book has to be used along with *My English Reader*, which will give more practice in learning the language. The teacher is expected to explain the worksheets based on different grammar areas and see whether it is followed correctly by the children. Once it is confirmed, the children should be left to carry on by themselves.

A child by nature loves activities. The format of the book has been designed keeping this characteristic in mind. The book carries interesting worksheets which should help the children in sharpening the language skills.

The book has been profusely illustrated so as to engage the attention of the children and create interest in it. The picture clues should help the children in comprehension and also in developing the skill of reading.

I am grateful to all my seniors, colleagues and practising teachers from different D.A.V. schools who contributed in developing this book. I invite feedback and suggestions from students, teachers and parents for improving the contents and design of this book.

Dr Nisha Peshin  
Director (Academics)








## CONTENTS


S. No.	Page No.
Revision .....	1-8
1. Neha in a Jeep .....	9
2. The Big Bell .....	12
3. The Hot Spoon .....	15
4. A Shop in the Ship .....	18
5. Chintu and the Chicks .....	21
6. The Thief and the Thorn .....	24
7. The Puss in the Class .....	28
8. Vicky and Nicky .....	31
9. The King's Ring .....	34
10. Let us learn about 'I' .....	36
11. Anil and Geeta .....	39
12. Out of the Cage .....	43
13. Clever Chicks .....	46
14. Tommy- the pet .....	49
15. A Picnic .....	54
16. Raju's Bunny .....	57
17. What is what? .....	62
18. Kitty's Birthday .....	66
19. The Ants .....	68
20. The Greedy Monkey .....	72
21. Let's compose .....	76
22. Leave a note .....	77
23. Picture Talk .....	78
24. Picture Story .....	79






Revision


I. Write the names of the pictures.




.....




.....




.....



.....




.....



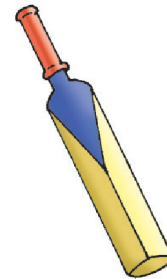
.....




.....



.....



.....



.....

10

.....





.....

## Revision



II. Change the middle letter to make a new word.



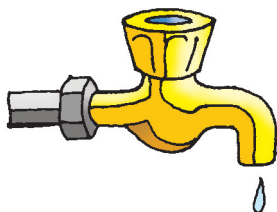
...cup... → ...cap...



...net... → .....



...cot... → .....



...tap... → .....



...hat... → .....

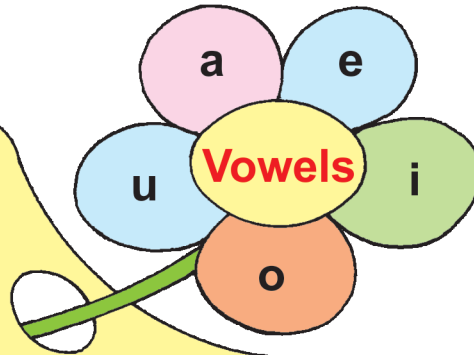


...cab... → .....




**Revision**

III. Put the words in the correct vowel box.



bag    bun    pin  
car    sun    van  
mug    pen    bin  
tub    lip    bus    tag    ten  
top    log    cat    hen    get    cob  
pig    cot    fox    net    sit




a	e	i	o	u
.....	.....	.....	.....	.....
.....	.....	.....	.....	.....
.....	.....	.....	.....	.....
.....	.....	.....	.....	.....
.....	.....	.....	.....	.....





## Revision


IV. See the picture and encircle the right word. The first one is done for you.



The cup is in / on the box.



The man is in / under the tree.



The dog is on / in the cot.

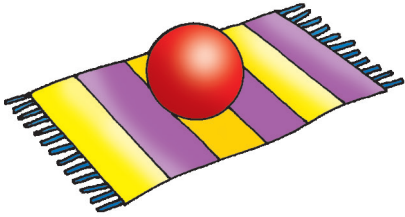


The man is under / in the car.



The cat is on / under the chair.


## Revision



The ball is under / on the mat.




The jug is in / on the table.



The cap is on / in the bag.



The cat is under / in the tub.



The rat is on / under the table.

## Revision

V. Look at the pictures carefully and put a tick (✓) in front of the right sentence.

1. The cup is under the table.



2. The rat is under the mat.




3. The ball is on the chair.



4. The bird is in the nest.



5. The fish is in the water.



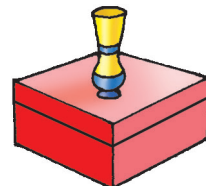
6. The boy is on the tree.



7. The water is on the jug.



8. The vase is on the box.






## Revision

VI. Fill in the blanks with 'This' or 'That'.



..... is a tree.

---



..... is a table.

---



..... is a jug.

---



..... is a chair.

---



..... is a pen.

---



..... is a bird.

**Revision**

VII. Now see the picture and frame a sentence using 'This' or 'That'.



.....



.....



.....



.....



.....




.....

# Neha in a Jeep

I. See each picture and select a word from the help box that names the picture.

Help box

- seed      bee      teeth      peel      sleep
- tree      jeep      green      weep      wheel      heel



.....



.....




.....



.....



.....



.....



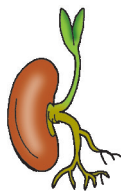
.....



.....



.....




.....




.....



II. Complete the sentences by selecting 'ee' sound words from the word tree.



1. The.....is green.
2. The car has four .....
3. The ..... gives us honey.
4. The mango has a big .....
5. I bite with my .....



III. Write the rhyming words for the following:

1. meet .....

2. peel .....

3. deep .....

4. seed .....



IV. Name the picture and make a sentence with the same word.



w \_ \_ p - .....

---



j \_ \_ p - .....

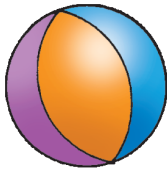
---



gr \_ \_ n - .....

# The Big Bell


I. See each picture and select a word from the help box that names the picture.



.....



.....



.....




.....

**Help box**

yell	fell
bell	well
wall	tall
hill	ball
mill	doll



.....




.....




.....



.....



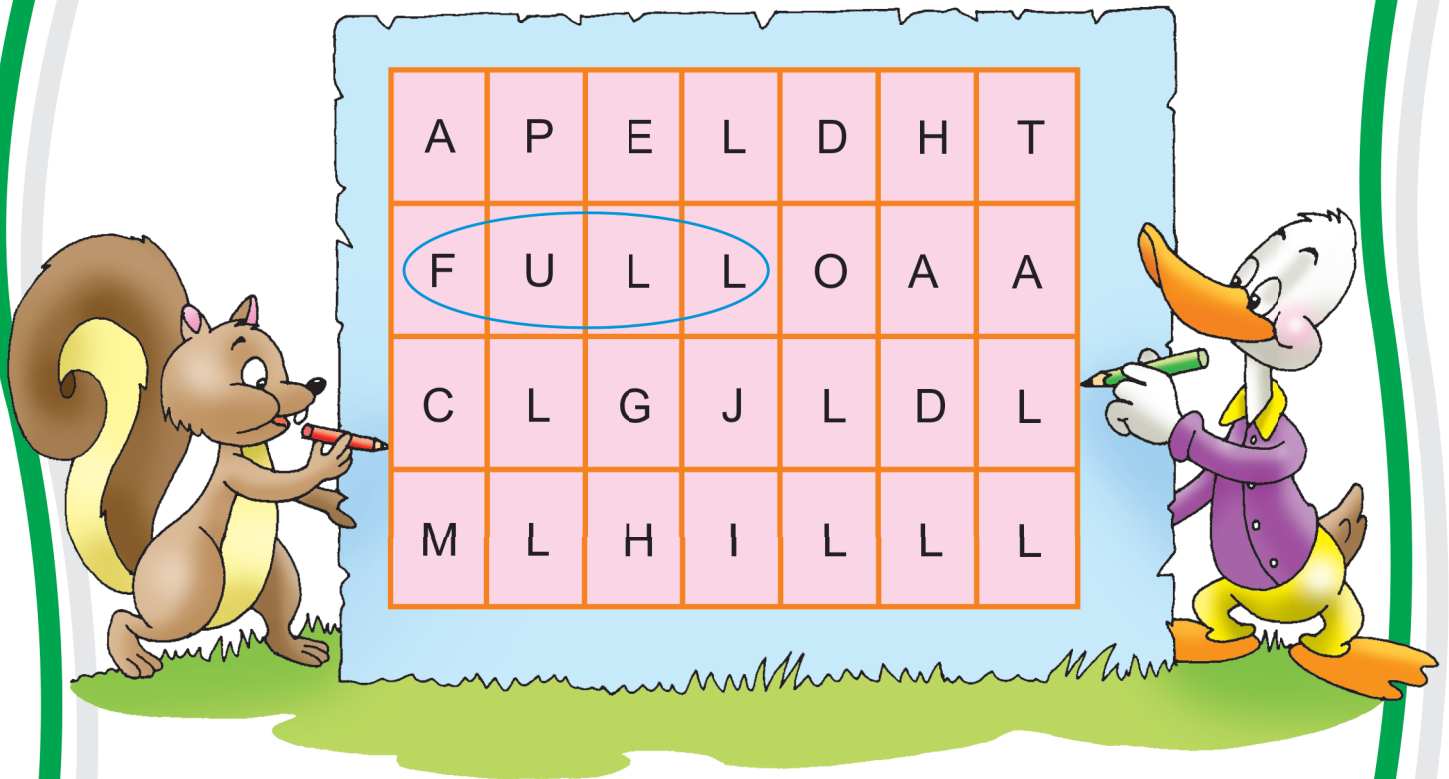
.....



.....




II. Find out at least five 'll' sound words that are hidden in this word maze. The first one is done for you.












Now fill in the blanks with the above encircled words.

1. The well is ..... of water.
2. The ..... is on the bed.
3. Milli is a ..... girl.
4. The house is on the .....
5. The boys ..... the rope.



III. Jill wants to colour the flowers with 'll' sound words written on them. Help her to colour. The first is done for you.




# The Hot Spoon


I. See each picture and select a word from the help box that names the picture.




.....



.....



.....




.....

**Help box**

broom	moon
room	stool
pool	food
school	roof
spoon	zoo



.....




.....



.....



.....



.....



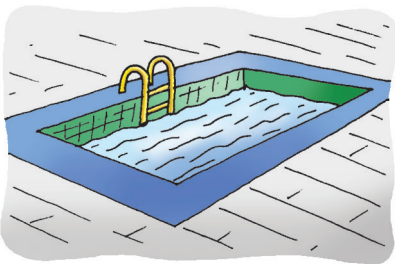
.....

II. Rewrite the jumbled letters and name the picture.



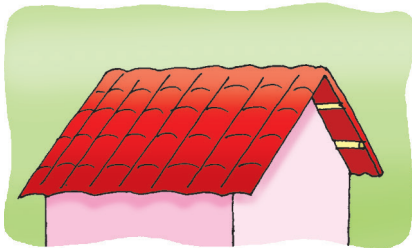
OZO

.....




polo

.....




orfo

.....



cholos

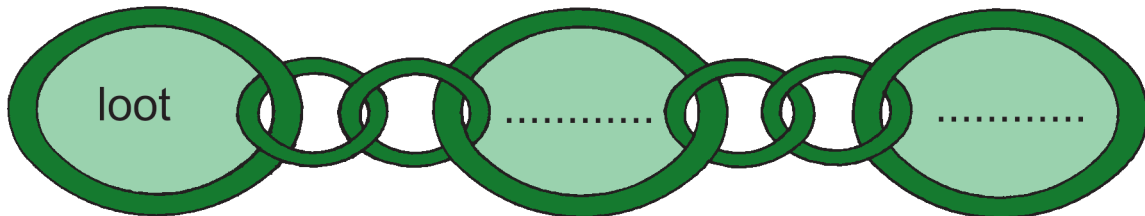
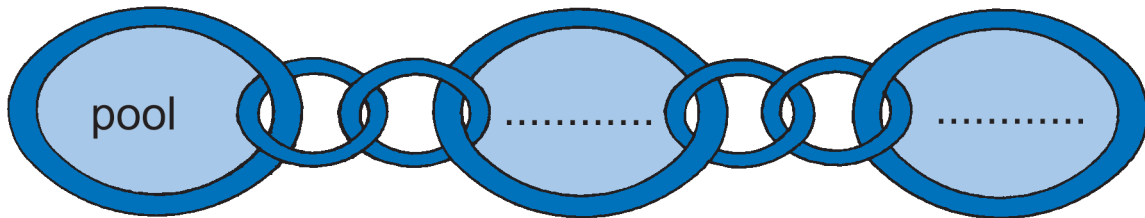
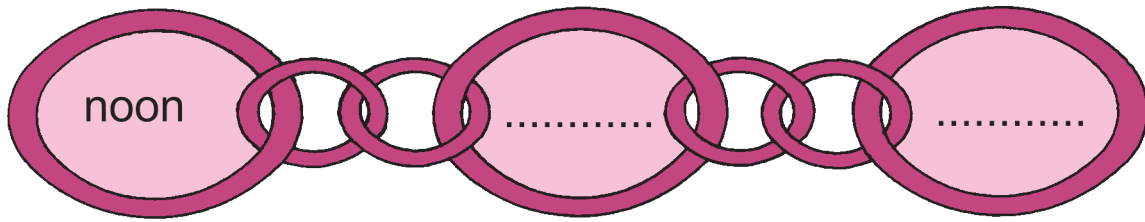
.....




mrobo

.....

III. Make a sound chain by adding rhyming words.




IV. Make the sentences with following words:



food - .....  
.....



room - .....  
.....



floor - .....  
.....